

# 118F Sockets

# RELAY SOCKETS

CE



### Features


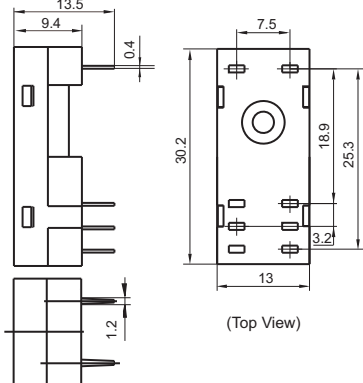
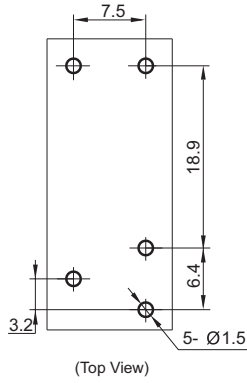

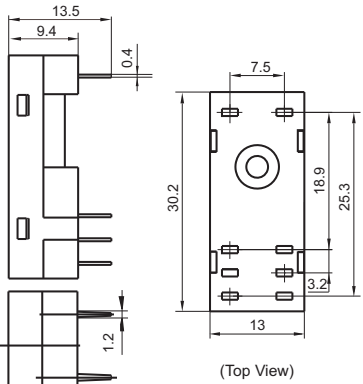
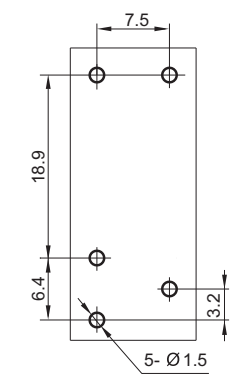
- The dielectric strength can reach 5000VAC and the insulation resistance is 1000MΩ
- Two mounting types are available: PCB and screw mounting.
- Applicable relay types: HF118F
- Environmental friendly product (RoHS compliant)

### CHARACTERISTICS

Type	Nominal Voltage	Nominal Current	Ambient Temperature	Dielectric Strength min.
118F-1Z-A1-1	250VAC	10A	-40 °C to 70°C	5000VAC
118F-1Z-A1-2	250VAC	10A	-40 °C to 70°C	5000VAC
118F-2Z-A1	250VAC	10A	-40 °C to 70°C	5000VAC


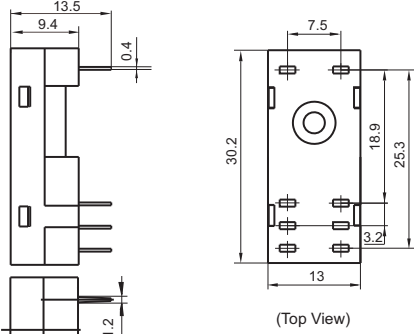
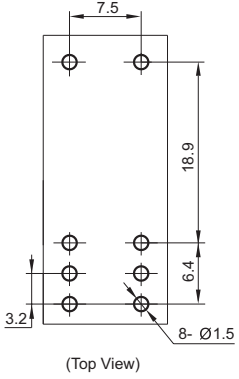
### OUTLINE DIMENSIONS, WIRING DIAGRAM AND PC BOARD LAYOUT

Unit: mm

Socket	Outline Dimensions	Wiring Diagram	Components Available
<p>118F-1Z-A1-1</p>  <p>PCB terminal, PCB or Screw mounting Applicable for HF118F 1 type</p>	 <p>(Top View)</p>	 <p>(Top View)</p>	<p>metallic retainer 118F-H1</p>
<p>118F-1Z-A1-2</p>  <p>PCB terminal, PCB or Screw mounting Applicable for HF118F 2 type</p>	 <p>(Top View)</p>	 <p>(Top View)</p>	<p>metallic retainer 118F-H1</p>

## OUTLINE DIMENSIONS, WIRING DIAGRAM AND PC BOARD LAYOUT

Unit: mm

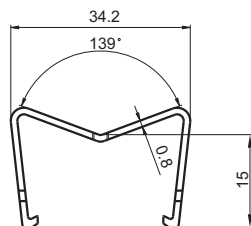
Socket	Outline Dimensions	Wiring Diagram	Components Available
<p>118F-2Z-A1</p>  <p>PCB terminal, PCB or Screw mounting Applicable for HF118F 3 and 4 type</p>	 <p>(Top View)</p>	 <p>(Top View)</p>	<p>metallic retainer 118F-H1</p>

## DIMENSION OF RELATED COMPONENT (AVAILABLE)

Unit: mm

Retainer

118F-H1(metallic retainer)



### Things to be noticed when selecting sockets:

1. Please choose suitable relay socket according to the actual mounting environment, relay contact poles and terminal layout. If there is any query on selection, please contact Hongfa for the technical service.
2. As for related components, they should be selected separately. Please do give clear indication of the types of relay sockets and related components you choose while placing order.